

City of Mineola, Texas
Quarterly Investment Report
Quarter Ending March, 2024

Portfolio	12/31/2024	12/31/2023
	Value	Value
Cash	\$ 3,873,136.20	\$ 3,566,310.24
Investment Pools	\$ 4,039,449.86	\$ 4,615,356.07
Certificates of Deposit	\$ 619,418.12	\$ -
Total Investments	\$ 8,532,004.18	\$ 8,181,666.31

Interest Earned YTD	\$ 152,447.22
Interest Earned YTD 2023	\$ 152,980.71
Weighted Average Yield	3.29%
Weighted Average Maturity	0.44

The above investment was made in accordance with the City of Mineola Investment Policy.

Cindy Karch

 Cindy Karch
 Finance Director

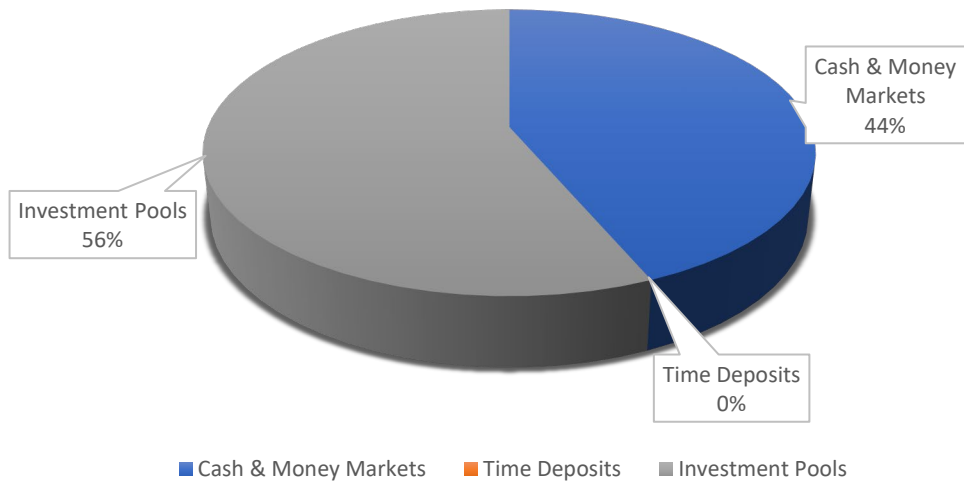
 4/19/2024
 Date

Mercy Rushing

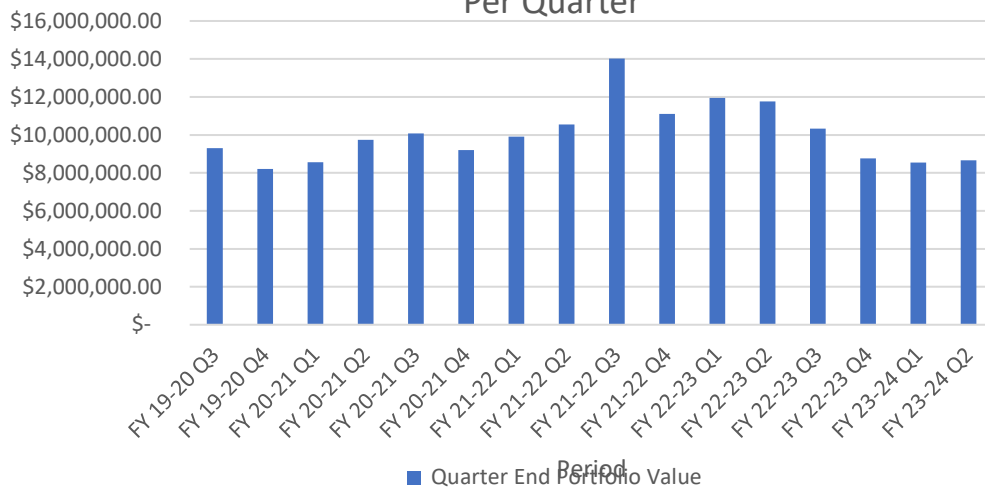
 Mercy Rushing
 City Manager

 4/19/2024
 Date

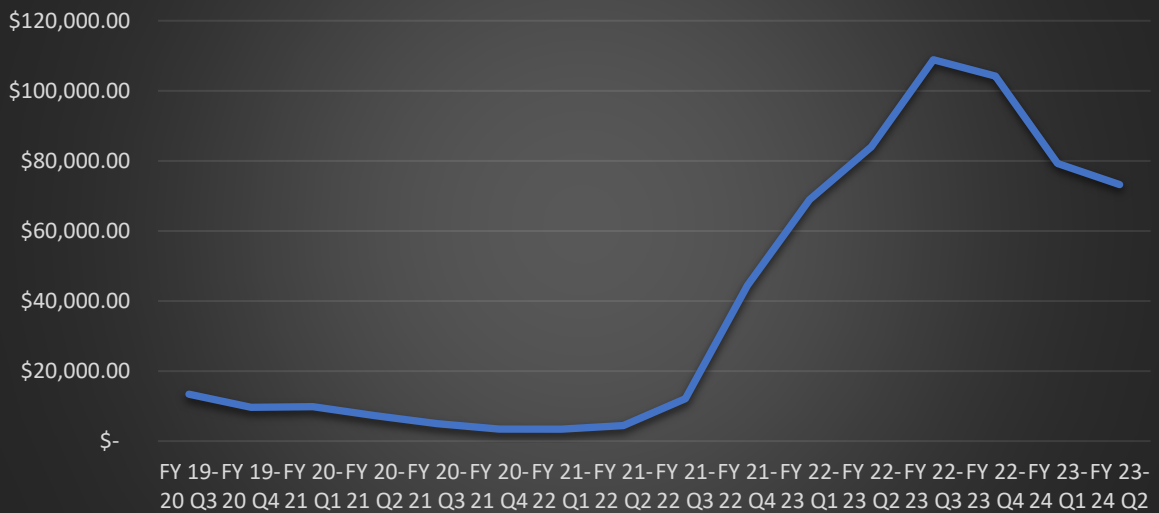
Investment Summary



Total Portfolio Balance Per Quarter



Interest Earned Per Quarter



City of Mineola, Texas
Cash and Investment Summary
For Quarter Ending March 31, 2024

Description	Investment	Avg Yield	Purchase Date	Maturity Date	Days to Maturity	Value 12/31/2023	Deposits/Purchases	Withdrawals/Maturities	Interest this Quarter	Value 03/31/2024	% of Total Portfolio	WAY	WAM
Consolidated Funds													
Certificate of Deposit	City National Bank	4.32%	3/22/2023	3/22/2024	-9	\$ 619,418.12	\$ -	\$ 626,290.11	\$ 6,871.99	\$ 0.00	0%	0.00%	0.00
Consolidated Funds	LOGIC	5.49%	3/31/2024	3/31/2024	0	\$ 44.01	\$ 500,000.00	\$ -	\$ 6,567.59	\$ 506,611.60	6%	0.34%	0.00
Consolidated Funds	TexPool Prime	5.51%	3/31/2024	3/31/2024	0	\$ 3,012,469.65	\$ -	\$ -	\$ 41,602.03	\$ 3,054,071.68	37%	2.06%	0.000
Mineola EDC	TexPool Prime	5.51%	3/31/2024	3/31/2024	0	\$ 1,040,306.20	\$ -	\$ -	\$ 14,366.59	\$ 1,054,672.79	13%	0.71%	0.000
TOTAL		5.21%				\$ 4,672,237.98	\$ 500,000.00	\$ 626,290.11	\$ 69,408.20	\$ 4,615,356.07	56%		
Cash Accounts													
Consolidated Cash	City National Bank	0.45%		3/31/2024	1	\$ 1,239,024.82	\$ 3,577,222.02	\$ 3,555,544.17	\$ 1,560.87	\$ 1,262,263.54	15%	0.07%	0.154
Grant Fund (ARPA)	City National Bank	0.40%		3/31/2024	1	\$ 358,111.28	\$ 229.50	\$ 311,900.98	\$ 209.08	\$ 46,648.88	1%	0.00%	0.006
Grant Fund (TxCDBG)	City National Bank	0.00%		3/31/2024	1	\$ 100.00	\$ -	\$ -	\$ -	\$ 100.00	0%	0.00%	0.000
Investment Acct	City National Bank	0.45%		3/31/2024	1	\$ 1,635,629.95	\$ 500,000.00	\$ 500,000.00	\$ 1,749.36	\$ 1,637,379.31	20%	0.09%	0.200
Master Clearing	City National Bank	0.00%		3/31/2024	1	\$ 342,271.22	\$ 2,650,201.73	\$ 2,883,902.37	\$ -	\$ 108,570.58	1%	0.00%	0.013
Mineola EDC	City National Bank	0.30%		3/31/2024	1	\$ 283,804.60	\$ 239,507.52	\$ 25,957.36	\$ 282.96	\$ 497,637.72	6%	0.02%	0.061
Police Drug Seizure Fund	City National Bank	0.45%		3/31/2024	1	\$ 14,194.34	\$ -	\$ 500.00	\$ 15.87	\$ 13,710.21	0%	0.00%	0.002
TOTAL		0.29%				\$ 3,873,136.21	\$ 6,967,160.77	\$ 7,277,804.88	\$ 3,818.14	\$ 3,566,310.24	44%		
Total Cash and Investments		1.74%				\$ 8,545,374.19	\$ 7,467,160.77	\$ 7,904,094.99	\$ 73,226.34	\$ 8,181,666.31	100%	3.29%	0.436